


Luther College High School - Registering for Bus and Meal Plans – 2026/27

Step 1: Log into your Blackbaud MySchoolApp here:

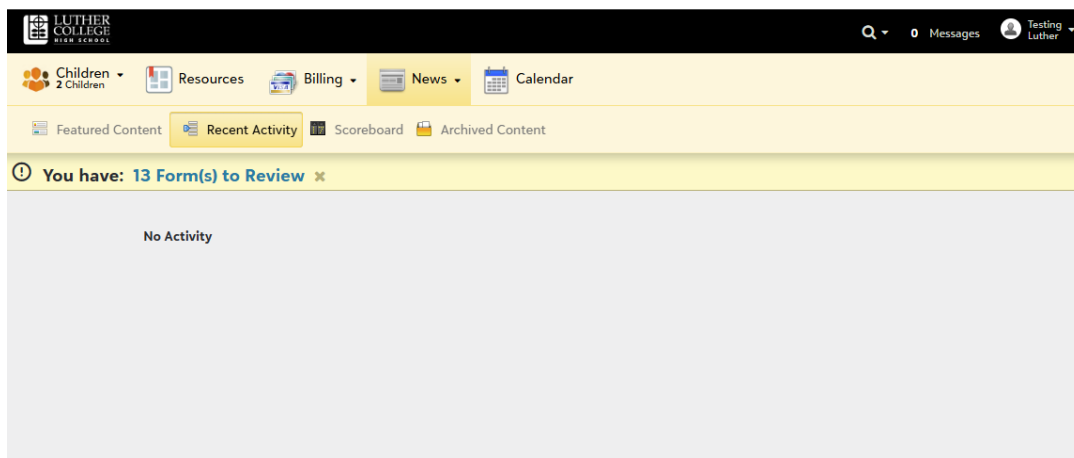
<https://luthercollege.myschoolapp.com/>



Please note: If you haven't gotten an invitation to this account, or if you have forgotten your password or changed email addresses, or otherwise cannot access your account, please send an email to financemanager@luthercollege.edu and we will send you an invitation to your account.

Step 2: You will have been assigned 'Forms' that will appear in the top of your home page.

- Click on the 'Form(s) to Review' and it will navigate you to the Bus and Meal Plan Forms.



Step 3: You will be assigned all bussing/ meal plan options for the year as a default.

- Please **only complete the Form(s) that you wish to enroll your child in**; you can decline all other options.

- If you have **more than one child** that you require a bus or meal plan for, you will have to complete a form for each child.

The screenshot shows a web portal for Luther College. At the top, there is a navigation bar with links for Children (2 Children), Resources, Billing, News, and Calendar. A yellow notification bar states "You have: 13 Form(s) to Review". The main section is titled "Files & Forms" and includes a checkbox for "Show completed forms".

The content is organized into three sections:

- Testing's files and forms**: This section is currently empty.
- Test 2's files and forms**: This section contains a table of forms for a child named Test 2.

Bus - One Way - Regina - First Semester	Due: 9/2/2026	Review	Decline
Bus - One Way - Regina - Full Year	Due: 9/2/2026	Review	Decline
Bus - Two-Way Regina - First Semester	Due: 9/2/2026	Review	Decline
Bus - Two-Way Regina - Full Year	Due: 9/2/2026	Review	Decline
Meal Plan - 1 Semester - Fall 2026	Due: 6/26/2026	Review	Decline
Meal Plan - Full Year - 2026/27	Due: 6/26/2026	Review	Decline
- Test Student's files and forms**: This section contains a table of forms for a child named Test Student.

TTest Form	Due: 7/1/2026	Review	
Bus - One Way - Regina - First Semester	Due: 9/2/2026	Review	Decline
Bus - One Way - Regina - Full Year	Due: 9/2/2026	Review	Decline
Bus - Two-Way Regina - First Semester	Due: 9/2/2026	Review	Decline
Bus - Two-Way Regina - Full Year	Due: 9/2/2026	Review	Decline
Meal Plan - 1 Semester - Fall 2026	Due: 6/26/2026	Review	Decline
Meal Plan - Full Year - 2026/27	Due: 6/26/2026	Review	Decline

Step 4: Fill out your form(s). Please ensure that you are enrolling in the correct bus/meal plan form (i.e. 1 semester, 2 semester, one way, two way). Hit "Submit" once you have completed this step.

Bus - Two-Way Regina - Full Year

Bus - Two Way Regina - Full Year

Confirmation

Please register with this form if you are wanting TWO-WAY Bus for the Full Year;

Bus fees must be paid in full. There are no payment plans available for the Bus, you will have to pay in full on the next tab to confirm

Please note if you have multiple children you will have to fill out a form for each child.

If you are wanting a different Bus service please go back to 'Forms' and select the service you wish to purchase for your child.

Full Legal Name of Student *

Please enter the grade your student will be in when your bus service starts. *

Please Enter the Address of your Pickup and Drop-off

Address line 1

Address line 2

Address line 3

City

Province

Zip code

Country

Home Phone

Submit

Step 5: Pay with **Credit card** directly in the form.

Bus - Two-Way Regina - Full Year

Bus - Two Way Regina - Full Year

Payment

Confirmation

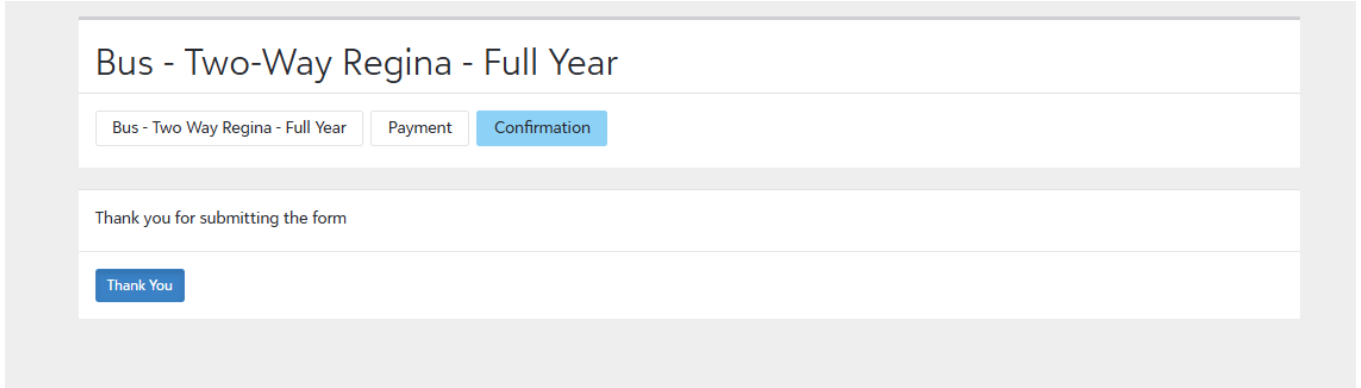
Fee amount

\$1540.00

Payment Options *

-- Select an Option --

Step 6: Once you have completed the Form(s) you will receive the following message.
Click 'Thank You' to Confirm and return back to the home page.



The screenshot shows a web interface with a title bar containing the text "Bus - Two-Way Regina - Full Year". Below the title bar is a horizontal navigation bar with three buttons: "Bus - Two Way Regina - Full Year", "Payment", and "Confirmation". The "Confirmation" button is highlighted in blue. Below the navigation bar is a message box containing the text "Thank you for submitting the form". At the bottom of the message box is a blue button labeled "Thank You".

If at any point you have concerns or questions, please contact us at financemanager@luthercollege.edu